



Stairwell, Corridor and Restroom Lighting With Optional Built In Ultra Sonic Occupancy Sensors



Full light output and full energy consumption, only when it matters ... when you are there !!

- Ideal for work stations, corridors or to highlight room edges. Often used in stairwells, lavatories, dressing rooms and other personal care areas.
- Ends removable for relamping.
- Damp location.
- 10% standby option.
- 2 circuit option: one lamp always on.


WF Series Wall Mount





WFC Series Ceiling Mount



COD Series For ceiling or wall mount



- Ideal for corridors, stairwells, restrooms and other areas where high light levels are not continuously required.
- Bi-level luminaire provides energy saving low-level standby lighting and instantly switches to full light output upon occupancy.
- Controlled by an adjustable, safe and dependable ultra-sonic motion sensor. User selectable standby options at 5% 10%, 20% or 30% of nominal light level.
- Two circuit operation options: one lamp constantly on, one lamp sensed on or both lamps off, sensed on.
- LED indicator light for testing
- Lamp conditioning circuit.



VR Series

VL Series

- High efficiency fixture for vandal-prone areas.
- Ideal choice for prisons, schools, pedestrian tunnels, stairwells, underground facilities and other applications where fixtures may be subject to vandalism. Tamper resistant.
- High impact, .187 thick prismatic polycarbonate lens.
- 10% standby option.
- 2 circuit option: one lamp always on.

LWM Series – linear wall mount

- Heavy-duty roll formed steel housing.
- 10% standby option.
- 2 circuit option: one lamp always on.
- Wall mount with forward throw optics.

